





SEPARATION AND DISPOSAL OF DOMESTIC GARBAGE

| | | |
|---|--|--|
| Garbage which cannot be put out for collection or which cannot be taken to garbage processing centers | HARL items: Refrigerators • freezers, washing machines, televisions, air conditioners, eletric (clothes) dryer | <ul style="list-style-type: none">● Items which fall under the Household Appliance Recycling Law (HARL) → contact the store where the goods were purchased.● For collection of personal computers, contact the manufacturer.● For disposal of two-wheeled motor vehicles (including mopeds), contact the seller.● Request collection of tires, fire extinguishers and batteries from the store of purchase● Please ensure branches and logs are under 10 cm in diameter and no longer than 50 cm in length for disposal.● Contact your local hospital or pharmacy for medical waste collection. |
| | Two-wheeled motor vehicles (including mopeds), computers (including laptops and/or just the screen) | |
| | Tires, fire extinguishers, batteries, gas canisters, oil heaters, | |
| | Containers with contents still included (cans, bottles, PET bottles), agricultural chemical bottles, | |
| | Tatami mats, wood chips, roof tiles, etc. from house remodelings | |
| Garbage which cannot be put out for collection. | Branches or logs that are bigger than 10 cm in diameter and longer than 50 cm in length. | <ul style="list-style-type: none">● Take them to Ecology Park. Please make inquiries beforehand.● Request collection of the designated large-size garbage or take it to Ecology Park. |
| | Medical waste, such as syringes (tubes or needles). | |
| | All commercial garbage | |
| | | Take general commercial waste to Ecology Park, or request collection by a collection firm, using designated commercial garbage bags. For Inquiries about Commercial Waste, please contact the Ecology Promotion Division |

Please check the Komatsu City homepage for more details on garbage separation. You may also refer to the Garbage@Komatsu app or video.



homepage app(iphone) app(Android) video

Please deposit garbage by 8:30 am on the day and Place of collection.

(Please ask the neighborhood association for information about your place of disposal).















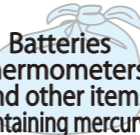
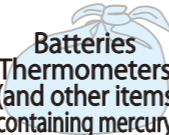











- * You cannot dispose of garbage in other districts.
- * Collection vehicles differ depending on the type of garbage.
- * Garbage disposal is not allowed after the designated time.
- * No collection on the following days:
 - general garbage: 1-3 Jan
 - plastic containers and packaging: 1-3Jan

Use the Komatsu City designated bags (Old garbage bags can still be used)

Use transparent or semi-transparent bags (45L or less in size)

| Collection days in your town | | Types of garbage collected by Komatsu City | | Disposal warnings | |
|------------------------------|-------------|--|---|-------------------|--|
| Weekly | Tue and Fri | BURNABLE GARBAGE (GENERAL GARBAGE) | <div><div>Organic waste</div><div>Non-recyclable wastepaper</div><div>Clothing or cloth products</div><div>Plastic products</div><div>plastic products (PVC)</div><div>Rubber or leather products</div><div>Wooden garbage or products</div></div> <p>Cooking waste, food leftovers, tea leaves, shells, used cooking oil, Ice pack (gel pack), Silica Gel Pack, cigarette ash, fireworks, disposable chopsticks, vacuum machine waste, paper diapers, tissue paper, paper cups, photographs, soap boxes, oil paper, thermal paper(receipt), sake packs, polystyrene, all clothing, shoes, curtain (cut in half), records, CDs, video tapes, toothbrushes, rain coats/ponchos, rubber gloves, grass, leaves, wooden garbage, garden waste.</p> <div><div>小松市指定ごみ袋</div><div>燃やせるごみ専用</div><div>もやすごみ専用</div><div>燃やせるごみ専用</div><div>燃やせるごみ専用</div><div>燃やせるごみ専用</div><div>燃やせるごみ専用</div><div>燃やせるごみ専用</div><div>燃やせるごみ専用</div><div>燃やせるごみ専用</div><div>燃やせるごみ専用</div><div>燃やせるごみ専用</div><div>燃やせるごみ専用</div><div>燃やせるごみ専用</div><div>燃やせるごみ専用</div><div>燃やせるごみ専用</div><div>燃やせるごみ専用</div><div>燃やせるごみ専用</div><div>燃やせるごみ専用</div><div>燃やせるごみ専用</div><div>燃やせるごみ専用</div><div>燃やせるごみ専用</div><div>燃やせるごみ専用</div><div>燃やせるごみ専用</div><div>燃やせるごみ専用</div><div>燃やせるごみ専用</div><div>燃やせるごみ専用</div><div>燃やせるごみ専用</div><div>燃やせるごみ専用</div><div>燃やせるごみ専用</div><div>燃やせるごみ専用</div><div>燃やせるごみ専用</div><div>燃やせるごみ専用</div><div>燃やせるごみ専用</div><div>燃やせるごみ専用</div><div>燃やせるごみ専用</div><div>燃やせるごみ専用</div><div>燃やせるごみ専用</div><div>燃やせるごみ専用</div><div>燃やせるごみ専用</div><div>燃やせるごみ専用</div><div>燃やせるごみ専用</div><div>燃やせるごみ専用</div><div>燃やせるごみ専用</div><div>燃やせるごみ専用</div><div>燃やせるごみ専用</div><div>燃やせるごみ専用</div><div>燃やせるごみ専用</div><div>燃やせるごみ専用</div><div>燃やせるごみ専用</div><div>燃やせるごみ専用</div><div>燃やせるごみ専用</div><div>燃やせるごみ専用</div><div>燃やせるごみ専用</div><div>燃やせるごみ専用</div><div>燃やせるごみ専用</div><div>燃やせるごみ専用</div><div>燃やせるごみ専用</div><div>燃やせるごみ専用</div><div>燃やせるごみ専用</div><div>燃やせるごみ専用</div><div>燃やせるごみ専用</div><div>燃やせるごみ専用</div><div>燃やせるごみ専用</div><div>燃やせるごみ専用</div><div>燃やせるごみ専用</div><div>燃やせるごみ専用</div><div>燃やせるごみ専用</div><div>燃やせるごみ専用</div><div>燃やせるごみ専用</div><div>燃やせるごみ専用</div><div>燃やせるごみ専用</div><div>燃やせるごみ専用</div><div>燃やせるごみ専用</div><div>燃やせるごみ専用</div><div>燃やせるごみ専用</div><div>燃やせるごみ専用</div><div>燃やせるごみ専用</div><div>燃やせるごみ専用</div><div>燃やせるごみ専用</div><div>燃やせるごみ専用</div><div>燃やせるごみ専用</div><div>燃やせるごみ専用</div><div>燃やせるごみ専用</div><div>燃やせるごみ専用</div><div>燃やせるごみ専用</div><div>燃やせるごみ専用</div><div>燃やせるごみ専用</div><div>燃やせるごみ専用</div><div>燃やせるごみ専用</div><div>燃やせるごみ専用</div><div>燃やせるごみ専用</div><div>燃やせるごみ専用</div><div>燃やせるごみ専用</div><div>燃やせるごみ専用</div><div>燃やせるごみ専用</div><div>燃やせるごみ専用</div><div>燃やせるごみ専用</div><div>燃やせるごみ専用</div><div>燃やせるごみ専用</div><div>燃やせるごみ専用</div><div>燃やせるごみ専用</div><div>燃やせるごみ専用</div><div>燃やせるごみ専用</div><div>燃やせるごみ専用</div><div>燃やせるごみ専用</div><div>燃やせるごみ専用</div><div>燃やせるごみ専用</div><div>燃やせるごみ専用</div><div>燃やせるごみ専用</div><div>燃やせるごみ専用</div><div>燃やせるごみ専用</div><div>燃やせるごみ専用</div><div>燃やせるごみ専用</div><div>燃やせるごみ専用</div><div>燃やせるごみ専用</div><div>燃やせるごみ専用</div><div>燃やせるごみ専用</div><div>燃やせるごみ専用</div><div>燃やせるごみ専用</div><div>燃やせるごみ専用</div><div>燃やせるごみ専用</div><div>燃やせるごみ専用</div><div>燃やせるごみ専用</div><div>燃やせるごみ専用</div><div>燃やせるごみ専用</div><div>燃やせるごみ専用</div><div>燃やせるごみ専用</div><div>燃やせるごみ専用</div><div>燃やせるごみ専用</div><div>燃やせるごみ専用</div><div>燃やせるごみ専用</div><div>燃やせるごみ専用</div><div>燃やせるごみ専用</div><div>燃やせるごみ専用</div><div>燃やせるごみ専用</div><div>燃やせるごみ専用</div><div>燃やせるごみ専用</div><div>燃やせるごみ専用</div><div>燃やせるごみ専用</div><div>燃やせるごみ専用</div><div>燃やせるごみ専用</div><div>燃やせるごみ専用</div><div>燃やせるごみ専用</div><div>燃やせるごみ専用</div><div>燃やせるごみ専用</div><div>燃やせるごみ専用</div><div>燃やせるごみ専用</div><div>燃やせるごみ専用</div><div>燃やせるごみ専用</div><div>燃やせるごみ専用</div><div>燃やせるごみ専用</div><div>燃やせるごみ専用</div><div>燃やせるごみ専用</div><div>燃やせるごみ専用</div><div>燃やせるごみ専用</div><div>燃やせるごみ専用</div><div>燃やせるごみ専用</div><div>燃やせるごみ専用</div><div>燃やせるごみ専用</div><div>燃やせるごみ専用</div><div>燃やせるごみ専用</div><div>燃やせるごみ専用</div><div>燃やせるごみ専用</div><div>燃やせるごみ専用</div><div>燃やせるごみ専用</div><div>燃やせるごみ専用</div><div>燃やせるごみ専用</div><div>燃やせるごみ専用</div><div>燃やせるごみ専用</div><div>燃やせるごみ専用</div><div>燃やせるごみ専用</div><div>燃やせるごみ専用</div><div>燃やせるごみ専用</div><div>燃やせるごみ専用</div><div>燃やせるごみ専用</div><div>燃やせるごみ専用</div><div>燃やせるごみ専用</div><div>燃やせるごみ専用</div><div>燃やせるごみ専用</div><div>燃やせるごみ専用</div><div>燃やせるごみ専用</div><div>燃やせるごみ専用</div><div>燃やせるごみ専用</div><div>燃やせるごみ専用</div><div>燃やせるごみ専用</div><div>燃やせるごみ専用</div><div>燃やせるごみ専用</div><div>燃やせるごみ専用</div><div>燃やせるごみ専用</div><div>燃やせるごみ専用</div><div>燃やせるごみ専用</div><div>燃やせるごみ専用</div><div>燃やせるごみ専用</div><div>燃やせるごみ専用</div><div>燃やせるごみ専用</div><div>燃やせるごみ専用</div><div>燃やせるごみ専用</div><div>燃やせるごみ専用</div><div>燃やせるごみ専用</div><div>燃やせるごみ専用</div><div>燃やせるごみ専用</div><div>燃やせるごみ専用</div><div>燃やせるごみ専用</div><div>燃やせるごみ専用</div><div>燃やせるごみ専用</div><div>燃やせるごみ専用</div><div>燃やせるごみ専用</div><div>燃やせるごみ専用</div><div>燃やせるごみ専用</div><div>燃やせるごみ専用</div><div>燃やせるごみ専用</div><div>燃やせるごみ専用</div><div>燃やせるごみ専用</div><div>燃やせるごみ専用</div><div>燃やせるごみ専用</div><div>燃やせるごみ専用</div><div>燃やせるごみ専用</div><div>燃やせるごみ専用</div><div>燃やせるごみ専用</div><div>燃やせるごみ専用</div><div>燃やせるごみ専用</div><div>燃やせるごみ専用</div><div>燃やせるごみ専用</div><div>燃やせるごみ専用</div><div>燃やせるごみ専用</div><div>燃やせるごみ専用</div><div>燃やせるごみ専用</div><div>燃やせるごみ専用</div><div>燃やせるごみ専用</div><div>燃やせるごみ専用</div><div>燃やせるごみ専用</div><div>燃やせるごみ専用</div><div>燃やせるごみ専用</div><div>燃やせるごみ専用</div><div>燃やせるごみ専用</div><div>燃やせるごみ専用</div><div>燃やせるごみ専用</div><div>燃やせるごみ専用</div><div>燃やせるごみ専用</div><div>燃やせるごみ専用</div><div>燃やせるごみ専用</div><div>燃やせるごみ専用</div><div>燃やせるごみ専用</div><div>燃やせるごみ専用</div><div>燃やせるごみ専用</div><div>燃やせるごみ専用</div><div>燃やせるごみ専用</div><div>燃やせるごみ専用</div><div>燃やせるごみ専用</div><div>燃やせるごみ専用</div><div>燃やせるごみ専用</div><div>燃やせるごみ専用</div><div>燃やせるごみ専用</div><div>燃やせるごみ専用</div><div>燃やせるごみ専用</div><div>燃やせるごみ専用</div><div>燃やせるごみ専用</div><div>燃やせるごみ専用</div><div>燃やせるごみ専用</div><div>燃やせるごみ専用</div><div>燃やせるごみ専用</div><div>燃やせるごみ専用</div><div>燃やせるごみ専用</div><div>燃やせるごみ専用</div><div>燃やせるごみ専用</div><div>燃やせるごみ専用</div><div>燃やせるごみ専用</div><div>燃やせるごみ専用</div><div>燃やせるごみ専用</div><div>燃やせるごみ専用</div><div>燃やせるごみ専用</div><div>燃やせるごみ専用</div><div>燃やせるごみ専用</div><div>燃やせるごみ専用</div><div>燃やせるごみ専用</div><div>燃やせるごみ専用</div><div>燃やせるごみ専用</div><div>燃やせるごみ専用</div><div>燃やせるごみ専用</div><div>燃やせるごみ専用</div><div>燃やせるごみ専用</div><div>燃やせるごみ専用</div><div>燃やせるごみ専用</div><div>燃やせるごみ専用</div><div>燃やせるごみ専用</div><div>燃やせるごみ専用</div><div>燃やせるごみ専用</div><div>燃やせるごみ専用</div><div>燃やせるごみ専用</div><div>燃やせるごみ専用</div><div>燃やせるごみ専用</div><div>燃やせるごみ専用</div><div>燃やせるごみ専用</div><div>燃やせるごみ専用</div><div>燃やせるごみ専用</div><div>燃やせるごみ専用</div><div>燃やせるごみ専用</div><div>燃やせるごみ専用</div><div>燃やせるごみ専用</div><div>燃やせるごみ専用</div><div>燃やせるごみ専用</div><div>燃やせるごみ専用</div><div>燃やせるごみ専用</div><div>燃やせるごみ専用</div><div>燃やせるごみ専用</div><div>燃やせるごみ専用</div><div>燃やせるごみ専用</div><div>燃やせるごみ専用</div><div>燃やせるごみ専用</div><div>燃やせるごみ専用</div><div>燃やせるごみ専用</div><div>燃やせるごみ専用</div><div>燃やせるごみ専用</div><div>燃やせるごみ専用</div><div>燃やせるごみ専用</div><div>燃やせるごみ専用</div><div>燃やせるごみ専用</div><div>燃やせるごみ専用</div><div>燃やせるごみ専用</div><div>燃やせるごみ専用</div><div>燃やせるごみ専用</div><div>燃やせるごみ専用</div><div>燃やせるごみ専用</div><div>燃やせるごみ専用</div><div>燃やせるごみ専用</div><div>燃やせるごみ専用</div><div>燃やせるごみ専用</div><div>燃やせるごみ専用</div><div>燃やせるごみ専用</div><div>燃やせるごみ専用</div><div>燃やせるごみ専用</div><div>燃やせるごみ専用</div><div>燃やせるごみ専用</div><div>燃やせるごみ専用</div><div>燃やせるごみ専用</div><div>燃やせるごみ専用</div><div>燃やせるごみ専用</div><div>燃やせるごみ専用</div><div>燃やせるごみ専用</div><div>燃やせるごみ専用</div><div>燃やせるごみ専用</div><div>燃やせるごみ専用</div><div>燃やせるごみ専用</div><div>燃やせるごみ専用</div><div>燃やせるごみ専用</div><div>燃やせるごみ専用</div><div>燃やせるごみ専用</div><div>燃やせるごみ専用</div><div>燃やせるごみ専用</div><div>燃やせるごみ専用</div><div>燃やせるごみ専用</div><div>燃やせるごみ専用</div><div>燃やせるごみ専用</div><div>燃やせるごみ専用</div><div>燃やせるごみ専用</div><div>燃やせるごみ専用</div><div>燃やせるごみ専用</div><div>燃やせるごみ専用</div><div>燃やせるごみ専用</div><div>燃やせるごみ専用</div><div>燃やせるごみ専用</div><div>燃やせるごみ専用</div><div>燃やせるごみ専用</div><div>燃やせるごみ専用</div><div>燃やせるごみ専用</div><div>燃やせるごみ専用</div><div>燃やせるごみ専用</div><div>燃やせるごみ専用</div><div>燃やせるごみ専用</div><div>燃やせるごみ専用</div><div>燃やせるごみ専用</div><div>燃やせるごみ専用</div><div>燃やせるごみ専用</div><div>燃やせるごみ専用</div><div>燃やせるごみ専用</div><div>燃やせるごみ専用</div><div>燃やせるごみ専用</div><div>燃やせるごみ専用</div><div>燃やせるごみ専用</div><div>燃やせるごみ専用</div><div>燃やせるごみ専用</div><div>燃やせるごみ専用</div><div>燃やせるごみ専用</div><div>燃やせるごみ専用</div><div>燃やせるごみ専用</div><div>燃やせるごみ専用</div><div>燃やせるごみ専用</div><div>燃やせるごみ専用</div><div>燃やせるごみ専用</div><div>燃やせるごみ専用</div><div>燃やせるごみ専用</div><div>燃やせるごみ専用</div><div>燃やせるごみ専用</div><div>燃やせるごみ専用</div><div>燃やせるごみ専用</div><div>燃やせるごみ専用</div><div>燃やせるごみ専用</div><div>燃やせるごみ専用</div><div>燃やせるごみ専用</div><div>燃やせるごみ専用</div><div>燃やせるごみ専用</div><div>燃やせるごみ専用</div><div>燃やせるごみ専用</div><div>燃やせるごみ専用</div><div>燃やせるごみ専用</div><div>燃やせるごみ専用</div><div>燃やせるごみ専用</div><div>燃やせるごみ専用</div><div>燃やせるごみ専用</div><div>燃やせるごみ専用</div><div>燃やせるごみ専用</div><div>燃やせるごみ専用</div><div>燃やせるごみ専用</div><div>燃やせるごみ専用</div><div>燃やせるごみ専用</div><div>燃やせるごみ専用</div><div>燃やせるごみ専用</div><div>燃やせるごみ専用</div><div>燃やせるごみ専用</div><div>燃やせるごみ専用</div><div>燃やせるごみ専用</div><div>燃やせるごみ専用</div><div>燃やせるごみ専用</div><div>燃やせるごみ専用</div><div>燃やせるごみ専用</div><div>燃やせるごみ専用</div><div>燃やせるごみ専用</div><div>燃やせるごみ専用</div><div>燃やせるごみ専用</div><div>燃やせるごみ専用</div><div>燃やせるごみ専用</div><div>燃やせるごみ専用</div><div>燃やせるごみ専用</div><div>燃やせるごみ専用</div><div>燃やせるごみ専用</div><div>燃やせるごみ専用</div><div>燃やせるごみ専用</div><div>燃やせるごみ専用</div><div>燃やせるごみ専用</div><div>燃やせるごみ専用</div><div>燃やせるごみ専用</div><div>燃やせるごみ専用</div><div>燃やせるごみ専用</div><div>燃やせるごみ専用</div><div>燃やせるごみ専用</div><div>燃やせるごみ専用</div><div>燃やせるごみ専用</div><div>燃やせるごみ専用</div><div>燃やせるごみ専用</div><div>燃やせるごみ専用</div><div>燃やせるごみ専用</div><div>燃やせるごみ専用</div><div>燃やせるごみ専用</div><div>燃やせるごみ専用</div><div>燃やせるごみ専用</div><div>燃やせるごみ専用</div><div>燃やせるごみ専用</div><div>燃やせるごみ専用</div><div>燃やせるごみ専用</div><div>燃やせるごみ専用</div><div>燃やせるごみ専用</div><div>燃やせるごみ専用</div><div>燃やせるごみ専用</div><div>燃やせるごみ専用</div><div>燃やせるごみ専用</div><div>燃やせるごみ専用</div><div>燃やせるごみ専用</div><div>燃やせるごみ専用</div><div>燃やせるごみ専用</div><div>燃やせるごみ専用</div><div>燃やせるごみ専用</div><div>燃やせるごみ専用</div><div>燃やせるごみ専用</div><div>燃やせるごみ専用</div><div>燃やせるごみ専用</div><div>燃やせるごみ専用</div><div>燃やせるごみ専用</div><div>燃やせるごみ専用</div><div>燃やせるごみ専用</div><div>燃やせるごみ専用</div><div>燃やせるごみ専用</div><div>燃やせるごみ専用</div><div>燃やせるごみ専用</div><div>燃やせるごみ専用</div><div>燃やせるごみ専用</div><div>燃やせるごみ専用</div><div>燃やせるごみ専用</div><div>燃やせるごみ専用</div><div>燃やせるごみ専用</div><div>燃やせるごみ専用</div><div>燃やせるごみ専用</div><div>燃やせるごみ専用</div><div>燃やせるごみ専用</div><div>燃やせるごみ専用</div><div>燃やせるごみ専用</div><div>燃やせるごみ専用</div><div>燃やせるごみ専用</div><div>燃やせるごみ専用</div><div>燃やせるごみ専用</div><div>燃やせるごみ専用</div><div>燃やせるごみ専用</div><div>燃やせるごみ専用</div><div>燃やせるごみ専用</div><div>燃やせるごみ専用</div><div>燃やせるごみ専用</div><div>燃やせるごみ専用</div><div>燃やせるごみ専用</div><div>燃やせるごみ専用</div><div>燃やせるごみ専用</div><div>燃やせるごみ専用</div><div>燃やせるごみ専用</div><div>燃やせるごみ専用</div><div>燃やせるごみ専用</div><div>燃やせるごみ専用</div><div>燃やせるごみ専用</div><div>燃やせるごみ専用</div><div>燃やせるごみ専用</div><div>燃やせるごみ専用</div><div>燃やせるごみ専用</div><div>燃やせるごみ専用</div><div>燃やせるごみ専用</div><div>燃やせるごみ専用</div><div>燃やせるごみ専用</div><div>燃やせるごみ専用</div><div>燃やせるごみ専用</div><div>燃やせるごみ専用</div><div>燃やせるごみ専用</div><div>燃やせるごみ専用</div><div>燃やせるごみ専用</div><div>燃やせるごみ専用</div><div>燃やせるごみ専用</div><div>燃やせるごみ専用</div><div>燃やせるごみ専用</div><div>燃やせるごみ専用</div><div>燃やせるごみ専用</div><div>燃やせるごみ専用</div><div>燃やせるごみ専用</div><div>燃やせるごみ専用</div><div>燃やせるごみ専用</div><div>燃やせるごみ専用</div><div>燃やせるごみ専用</div><div>燃やせるごみ専用</div><div>燃やせるごみ専用</div><div>燃やせるごみ専用</div><div>燃やせるごみ専用</div><div>燃やせるごみ専用</div><div>燃やせるごみ専用</div><div>燃やせるごみ専用</div><div>燃やせるごみ専用</div><div>燃やせるごみ専用</div><div>燃やせるごみ専用</div><div>燃やせるごみ専用</div><div>燃やせるごみ専用</div><div>燃やせるごみ専用</div><div>燃やせるごみ専用</div><div>燃やせるごみ専用</div><div>燃やせるごみ専用</div><div>燃やせるごみ専用</div><div>燃やせるごみ専用</div><div>燃やせるごみ専用</div><div>燃やせるごみ専用</div><div>燃やせるごみ専用</div><div>燃やせるごみ専用</div><div>燃やせるごみ専用</div><div>燃やせるごみ専用</div><div>燃やせるごみ専用</div><div>燃やせるごみ専用</div><div>燃やせるごみ専用</div><div>燃やせるごみ専用</div><div>燃やせるごみ専用</div><div>燃やせるごみ専用</div><div>燃やせるごみ専用</div><div>燃やせるごみ専用</div><div>燃やせるごみ専用</div><div>燃やせるごみ専用</div><div>燃やせるごみ専用</div><div>燃やせるごみ専用</div><div>燃やせるごみ専用</div><div>燃やせるごみ専用</div><div>燃やせるごみ専用</div><div>燃やせるごみ専用</div><div>燃やせるごみ専用</div><div>燃やせるごみ専用</div><div>燃やせるごみ専用</div><div>燃やせるごみ専用</div><div>燃やせるごみ専用</div><div>燃やせるごみ専用</div><div>燃やせるごみ専用</div><div>燃やせるごみ専用</div><div>燃やせるごみ専用</div><div>燃やせるごみ専用</div><div>燃やせるごみ専用</div><div>燃やせるごみ専用</div><div>燃やせるごみ専用</div><div>燃やせるごみ専用</div><div>燃</div></div> | | |

Use transparent or semi-transparent bags (45L or less in size)

| | | | | | | | |
|--|--|--|---|---|--|--|--|
| <div>Weekly</div> <div>Tue</div> <div>• Collection days are shown on separate calendar</div> <div>They are separated by color based on the type of garbage</div> <div>• Disposal area may vary according to the type of garbage.</div> | WASTE PAPER | | News papers | Corrugated cardboard | Milk Cartons | Magazines, flyers, books, envelopes, wrapping paper, cardboard boxes | <div>Tie each type of paper with string. Separate paper by type at disposal area.</div> <div>● Remove flyers from newspapers.</div> <div>● Milk cartons should be washed, dried, cut opened, then tied with a string.</div> <div>● Magazines, flyers and cardboard boxes should be tied up with a string.</div> <div>● Papers larger than Business Card size shall be recycled with paper waste.</div> <div>● Newspapers should be tied up and not put in bags.</div> <div></div> |
| | CANS | | Drink cans, food cans, oil cans, spray cans (stab a hole in it), pans, aluminium containers (for udon noodles). | | | <div><div></div><div>(Bags will get torn apart inside the machinery, so please do not put the above items in separate smaller bags).</div></div> <div>● Maximum size: 2 liters (ex: powdered milk can). Cans that are above this size must be disposed of as Metals.</div> <div>● Empty all packaging and rinse all cans with water.</div> <div>● Exhaust all spray cans or tabletop cassette-style gas canisters in a well-ventilated place and puncture a hole in the side.</div> <div><div></div><div></div><div></div><div></div></div> | |
| | METALS | | Pans, kettles, frying pans, hot plates, oven toaster gas rice cookers, fan heaters, oil heaters, gas cookers, antennas, ski poles, golf clubs, sickles, knives, hoes. | | | <div>● Remove batteries and kerosene from appliances before disposal.</div> <div>● Glass lids must be disposed of as Landfill garbage.</div> <div>● Heat treated metal and cast metal items are included in this category.</div> <div>● Knives and blades must be wrapped with paper before disposal.</div> <div>● Objects that are mostly made of metal, and whose size are under 150 cm in diameter or length may be disposed of as Metals even if they are in the list of 77 designated Large-size garbage.</div> <div><div></div><div></div></div> | |
| | Crush Garbage | Electrical appliances Items made of mixed materials | Watches, vacuum cleaners, electrical fans, BS antennas, printers, word processors, portable sewing machines, lamps, electric rice cookers, umbrellas, belts, baby carriages/strollers, bags with metal parts, metal caps. | | | <div>Place Crush Garbage and Metals separately from general garbage at disposal area.</div> <div>● "Items made of mixed materials" are those which contain burnable and non-burnable material. Ex: a belt (leather and metal), an umbrella (metal and plastic or cloth) etc.</div> <div>● Remove fluorescent bulb from lamps.</div> <div>● If the internal part of the electric rice cooker is made of metal, the disposal of each part is on different days (the internal part goes with Metals and the external part goes as Crush garbage).</div> <div>● Small rechargeable home appliances (with batteries that cannot be removed) fall under hazardous garbage.</div> <div><div></div><div></div><div></div></div> | |
| | EMPTY BOTTLES | | Transparent /Clear | Brown | Black | Other colors | <div>Food /drink and medicine bottles must be separated by color.</div> <div>● Rinse lightly with water and remove cap.</div> <div>● All colored wine bottles are considered "Other colors".</div> <div>● Cosmetics bottles must be disposed of as "Landfill Garbage".</div> <div>● Take beer bottles (large, medium or small) and 1.8 liter bottles to collection shop.</div> <div></div> |
| | HAZARDOUS GARBAGE | |  |  |  |  | <div>At the disposal area, place hazardous garbage separated according to the categories on the left.</div> <div>● Fluorescent bulbs can break at the disposal area so please dispose of them in the original case.</div> <div>● Button cell batteries and Nickel-Cadmium (NiCAD) batteries to be taken to recycle boxes in stores.</div> <div></div> |
| |  PET BOTTLES | | All PET bottles used for drinks, alcohol or soy sauce. | | | <div><div></div><div>(Bags will get torn apart inside the machinery, so please do not put the above items in separate smaller bags).</div></div> <div>● Suitable items display the  mark.</div> <div>● Rinse lightly and make sure to remove cap and labels.</div> <div>● PET bottles which were used for craft work are considered General garbage.</div> <div>● Place undamaged PET bottles in bags and dispose.</div> <div>● Caps and labels must be disposed of as Plastic containers and packaging.</div> <div><div></div><div></div><div></div></div> | |
| | LANDFILL GARBAGE | | Glass, <u>nails</u> , <u>needles</u> , <u>razors</u> , <u>make up containers</u> , cups, teacups, vases, mirrors. | | | <div>● Ensure nails or needles are not scattered.</div> <div>● Wrap sheet glass in paper and insert into a strong bag marked "KIKEN" (dangerous).</div> <div><div></div><div></div><div></div><div></div></div> | |

LARGE-SIZE GARBAGE

(83 designated items)

Collection day in your town:

Tue

How to request collection of Large-size garbage:

Before collection (process may take up to a month after arranging for pick-up)

- ① Call Ecology Park to make an appointment.
Give the following information:

- Type of item that will be disposed
- Size
- Your name, address and telephone number
- Place where you will leave the item (must be in front of your house)

- ② Purchase a Voucher for Large-size garbage collection (Oogata gomi shori ken).

- ③ Fill out the voucher (date of collection, name, reservation number).

Attach it on the item to be collected.



On the day of collection:

- ④ Place the item to be collected in front of your house.

- ⑤ Ecology Park workers will collect your garbage. ※You do not need to be present at the time of collection. Garbage will be collected in the morning.

※If you take the garbage directly to the Ecology Park, please verify the fees on the table on the bottom-right (Large-sized garbage tickets are not needed).

- Reservation must be made at least 7 days prior to collection.
- Items that are under 50 cm in diameter or length can be disposed of at your community disposal area even if they are listed in the 83 items designated as Large-size garbage.
- Metal objects or items whose parts are mostly made of metal can be disposed of as Metals if they are under 150 cm in diameter or length.
- Except for the articles marked in red, items that fit into a 45L garbage bag can be disposed of at your community disposal area according to the appropriate category.
- Waste from offices and renovations is not eligible.
- The following items cannot be disposed of at the collection area even when they are under 50 cm in diameter or length: dehumidifiers, microwave ovens, bicycles, tatami mats and household fireproof safes.

Please call us first



Ecology Park: tel 0761-41-1600
Mon-Sat [Except National Holidays, Obon (8/15 ~ 8/16), End-Year (12/29 ~ 1/3)]
From 8:30 to 17:00

Voucher



Recycle Station

Accepted items:
newspapers, magazines,
cardboard, milk cartons,
old clothes

【Service Center Ashida】
Komatsu-shi, Ashida-machi 2-7-1
Opening hours: Mon-Sat 8:30~16:30
Closed: 3~16 Aug, 29 Dec~3 Jan

【Komatsu San Abilities】
Komatsu-shi, Futsu-machi,
Nenbutsu Ke 2-7
Opening hours: Mon-Sat 9:00~17:00
Closed: Monday if it is a holiday,
3~16 Aug, 29 Dec~3 Jan

●In line with maintenance works
at Komatsu Sun Abilities, Recycle
Station No. 2 will be closed
from 1 July 2024 to 31 March 2025.

【Shoyo Gymnasium Carpark】
Komatsu-shi, Dairy-machi, Na 66
Opening hours: Mon-Sat 9:00~17:00
Closed: 3~16 Aug, 29 Dec~3 Jan

【Kokufu Gymnasium Carpark】
Komatsu-shi, Koda-machi, Nu 18
Opening hours: Weekdays 9:00~16:00,
Weekends 9:00~12:00
Closed: Mondays, public holidays,
3~16 Aug, 29 Dec~3 Jan

【Fureai Shoto Carpark】
49 Nagatani-machi, Komatsu City
Hours: Mon-Sat 8:30~17:30
Closed: Sun, 1~3 Jan

List of the 83 items designated as Large-size garbage

| | | | | | |
|-----------------------------|-------------------------------------|---------------------|----------------------------------|-----------------------------|-------------------------------------|
| Furniture and Bedroom Items | 1 Dresser | 21 Kimono chest | Sports Fitness and Leisure Items | 40 Surfboard | 58 Wheelbarrow |
| | 2 Cupboard | 22 Sofa | | 41 Skis | 59 Wheelchair |
| | 3 Cabinet | 23 Bed | | 42 Snowboard | 60 Window frame |
| | 4 Shelving unit | 24 Crib | | 43 Ski rack | 61 Shōji (sliding door) |
| | 5 Bookshelf | 25 Sofa bed | | 44 Trampoline | 62 Fusuma (sliding door) |
| | 6 Shoe rack | 26 Mattress | | 45 Ping-pong table | 63 Door |
| | 7 Entertainment center | 27 Futon | | 46 Basketball hoop | 64 Tatami mat |
| | 8 TV stand | 28 Blanket | | 47 Swing | 65 Accordion (folding) sliding door |
| | 9 CD stand | 29 Thin tatami mats | | 48 Slide | 66 Blinds |
| | 10 Plywood shelf | 30 Carpet/Rug | | 49 Fitness machine | 67 Plywood |
| | 11 Drawers | | | 50 Cargo box (for vehicles) | 68 Roof sheets |
| | 12 Table | | | 51 Suitcase | 69 Reed blinds |
| | 13 Tea/dessert cart or wheeled cart | | | 52 Cooler (cool box) | 70 Ladder |
| | 14 Desk | | | 53 Aquarium | 71 Laundry pole |
| | 15 Coffee table | | | 54 Dog house | 72 Laundry pole stand |
| | 16 Chair | | | 55 Bicycle | 73 Household fireproof safe |
| | 17 Folding screen | | | 56 Loom | 74 Rice mortar |
| | 18 Mirror stand | | | 57 Sewing machine | 75 Snow shovel |
| | 19 Locker | | | | 76 Rake |
| | 20 Portable hanging rack | | | | |
| Electrical appliances | 31 Window fan | Plastic products | 77 Portable toilets | 79 Rubbish bins | 81 Compost |
| | 32 Dehumidifier | | 78 Baby baths | 80 Pickle containers | 82 Bathtub covers |
| | 33 Microwave oven | | | | 83 Bathtubs |
| | 34 Kotatsu | | | | |
| | 35 Electric carpet | | | | |
| | 36 Karaoke machine | | | | |
| | 37 Keyboard (instrument) | | | | |
| | 38 Organ | | | | |
| | 39 Massage chair | | | | |
| | | | | | |

Ecology Park Komatsu garbage processing center

* For small amounts of garbage, please follow collection schedule and dispose at collection sites instead.

Separate garbage before disposal

* No collection on the following days: 1-3 Jan and Sundays

WORKING HOURS: Mon-Sat and public holidays Business hours 8:30-16:30 (disposal fee required)

CLOSED: on Sundays, 15 & 16 Aug, 31 Dec to 3 Jan

Processing fee: 500 yen up to 50kg, 102 yen for every additional 10kg (total fee rounded up to the nearest 100)
*items with springs incur a surcharge of 500 yen per item

*Pet (small animals) cremation is charged at 1000 yen/body. ※No collection service. Please bring the remains over yourself.

*Do not use cardboard boxes as waste containers or litter bins.

Regulations for disposal at garbage processing center: * Ecology Park will not accept garbage not processed by the city

* In cases with one-time large size garbage such as moving house, you cannot take the garbage to the disposal area so please consult with the garbage processing center.

Collection of used food oil generated at home



Used food oil are being collected from households. Transfer food oil into a PET bottle and cap tightly to prevent leakage, and bring it to one of the collection points below.

Albis (Jonan and Saiwai-cho branches), Inumaruya (main branch), A-COOP (Imae and Awazu branches), COOP Komatsu, Valor (Kushi and Komatsu Higashi branches), Marue (Futsu, Wakasugi and Doihara branches), Recycle Station No. 1 (inside Service Center Ashida)

| Collection days in your town | 2024 | | | | | | | | | 2025 | | |
|------------------------------|-------|-----|------|------|--------|-----------|---------|----------|----------|---------|----------|-------|
| | April | May | June | July | August | September | October | November | December | January | February | March |
| WASTE PAPER CANS | 2 | 7 | 4 | 2 | 6 | 3 | 1 | 5 | 3 | 7 | 4 | 4 |
| METALS | 9 | 14 | 11 | 9 | 13 | 10 | 8 | 12 | 10 | 14 | 11 | 11 |
| Crush Garbage | 9 | 14 | 11 | 9 | 13 | 10 | 8 | 12 | 10 | 14 | 11 | 11 |
| EMPTY BOTTLES | 16 | 21 | 18 | 16 | 20 | 17 | 15 | 19 | 17 | — | 18 | 18 |
| HAZARDOUS GARBAGE | 16 | 21 | 18 | 16 | 20 | 17 | 15 | 19 | 17 | — | 18 | 18 |
| PET BOTTLES | 23 | 28 | 25 | 23 | 27 | 24 | 22 | 26 | 24 | 28 | 25 | 25 |
| LANDFILL GARBAGE | 23 | 28 | 25 | 23 | 27 | 24 | 22 | 26 | 24 | 28 | 25 | 25 |