

SEPARATION AND DISPOSAL OF DOMESTIC GARBAGE

<p>Garbage which cannot be put out for collection or which cannot be taken to garbage processing centers</p>	<p>HARL items: Refrigerators • freezers, washing machines, televisions, air conditioners, electric (clothes) dryer</p>	<ul style="list-style-type: none"> ● Items which fall under the Household Appliance Recycling Law (HARL) → contact the store where the goods were purchased. ● For collection of personal computers, contact the manufacturer. ● For disposal of two-wheeled motor vehicles (including mopeds), contact the seller. ● Request collection of tires, fire extinguishers and batteries from the store of purchase ● Please ensure branches and logs are under 10 cm in diameter and no longer than 50 cm in length for disposal. ● Contact your local hospital or pharmacy for medical waste collection.
	<p>Two-wheeled motor vehicles (including mopeds), computers (including laptops and/or just the screen)</p>	
	<p>Tires, fire extinguishers, batteries, gas canisters, oil heaters,</p>	
	<p>Containers with contents still included (cans, bottles, PET bottles), agricultural chemical bottles,</p>	
<p>Garbage which cannot be put out for collection.</p>	<p>Tatami mats, wood chips, roof tiles, etc. from house remodelings</p>	<ul style="list-style-type: none"> ● Take them to Ecology Park. Please make inquiries beforehand. ● Request collection of the designated large-size garbage or take it to Ecology Park.
	<p>Branches or logs that are bigger than 10 cm in diameter and longer than 50 cm in length.</p>	
	<p>Medical waste, such as syringes (tubes or needles).</p>	
<p>Garbage which cannot be put out for collection.</p>	<p>The 83 items designated as Large-size garbage, items whose diameter or larger size are above 3 m, garbage from moving, one-time large scale garbage, Electone (organ), Piano.</p>	<p>Take general commercial waste to Ecology Park, or request collection by a collection firm, using designated commercial garbage bags. For Inquiries about Commercial Waste, please contact the Ecology Promotion Division</p>
	<p>All commercial garbage</p>	

Please check the Komatsu City homepage for more details on garbage separation. You may also refer to the Garbage@Komatsu app or video.



Please deposit garbage by 8:30 am on the day and Place of collection.

(Please ask the neighborhood association for information about your place of disposal).

- * You cannot dispose of garbage in other districts.
- * Collection vehicles differ depending on the type of garbage.
- * Garbage disposal is not allowed after the designated time.
- * No collection on the following days:
 - general garbage: 1-3 Jan
 - plastic containers and packaging: 1-3 Jan

Use the Komatsu City designated bags (Old garbage bags can still be used)

Collection days in your town

Weekly

Mon

and

Thu

Use transparent or semi-transparent bags (45L or less in size)

Thu

Types of garbage collected by Komatsu City

<p>BURNABLE GARBAGE (GENERAL GARBAGE)</p>	<p>Organic waste</p>	<p>Cooking waste, food leftovers, tea leaves, shells, used cooking oil, Ice pack (gel pack), Silica Gel Pack, cigarette ash, fireworks, disposable chopsticks,</p>
	<p>Non-recyclable wastepaper</p>	<p>vacuum machine waste, paper diapers, tissue paper,</p>
	<p>Clothing or cloth products</p>	<p>paper cups, photographs, soap boxes, oil paper, thermal paper(receipt), sake packs, polystyrene,</p>
	<p>Plastic products</p>	<p>all clothing, shoes, curtain (cut in half), records, CDs, video tapes, toothbrushes,</p>
<p>plastic products (PVC)</p>	<p>rain coats/ponchos, grass, leaves, rubber gloves, wooden garbage, garden waste.</p>	
<p>Rubber or leather products</p>		
<p>Wooden garbage or products</p>		

<p>PLASTIC CONTAINERS AND PACKAGING</p>	<p>Sweet wrappers, food bags, kitchen detergent or shampoo containers, strawberry or egg packs, cup noodle containers, trays, fruit protective packaging, plastic lids, PET bottle labels and caps, fruit netting.</p>
	<p>(Bags will be torn apart inside the machinery, so please do not put the above items in separate smaller bags)</p>

Disposal warnings

- Drain excess water from kitchen waste.
- Soak up used cooking oil in waste paper or cloth.
- Notes, memos and (paper) sweet boxes that are bigger than a visit card can be recycled. Put them between the pages of a magazine or leaflet before disposal.
- Remove earth from grass before disposal.
- Remove waste from paper diapers.
- For clothing disposal, place up to 2 bags at the collection point.
- Cut cord-shaped garbage down to 1m.

Only pruned branches, wood products, bamboo/bamboo products and tough vegetable stems can be tied with string instead of disposed in bags. Each item must be no more than 50cm long and 10cm wide. In total, wood and garden waste limited to 2 bags/bundles per disposal.

- Dispose of agricultural waste (stalks, leaves, vines, seeds) in the rice fields.
- As for clothing, there is a collection site at each paper recycling station (please refer to the blue box on the lower right side of this page).
- We ask for your cooperation in recycling cooking oil.
 - *The second Sunday of every month at Minami-shisho (Minowa-machi ha 84-2)
 - *The third Sunday of every month at Recycling Plaza (Mukaimotoori-machi he 88)
 - *Furugami recycle station (Ashida machi 2-7-1. From Mon. to Sat., from 8:30 to 16:30)
 - **Check other recycling sites in your town













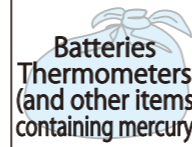





Collection from 10:00 am to 12:00

Place **Plastic containers and packaging** separately from **General garbage** at disposal area.

- Suitable items display the ♻️ mark.
- Please remove the cap from all containers.
- Clean items only.
- Make sure all items are completely dry before disposal.
- Dirty items (ketchup or toothpaste tubes etc.), styrofoam and plastic items without the ♻️ mark are to be disposed as burnable garbage.
- White trays to go to collection shops.



Use transparent or semi-transparent bags (45L or less in size)

<p>Weekly</p> <p>Fri</p> <p>• Collection days are shown on separate calendar</p> <p>They are separated by color based on the type of garbage</p> <p>• Disposal area may vary according to the type of garbage.</p>	<p>WASTE PAPER</p>	<p>News papers</p>	<p>Corrugated cardboard</p>	<p>Milk Cartons</p>	<p>Magazines, flyers, books, envelopes, wrapping paper, cardboard boxes</p>	<p>Tie each type of paper with string. Separate paper by type at disposal area.</p> <ul style="list-style-type: none"> ● Remove flyers from newspapers. ● Milk cartons should be washed, dried, cut opened, then tied with a string. ● Magazines, flyers and cardboard boxes should be tied up with a string. ● Papers larger than Business Card size shall be recycled with paper waste. <p>● Newspapers should be tied up and not put in bags.</p> 
	<p>CANS</p>	<p>Drink cans, food cans, oil cans, spray cans (stab a hole in it), pans, aluminium containers (for udon noodles).</p>	 <p>(Bags will get torn apart inside the machinery, so please do not put the above items in separate smaller bags).</p>	<p>● Maximum size: 2 liters (ex: powdered milk can). Cans that are above this size must be disposed of as Metals.</p> <p>● Empty all packaging and rinse all cans with water.</p> <p>● Exhaust all spray cans or tabletop cassette-style gas canisters in a well-ventilated place and puncture a hole in the side.</p>  		
	<p>METALS</p>	<p>Pans, kettles, frying pans, hot plates, oven toaster gas rice cookers, fan heaters, oil heaters, gas cookers, antennas, ski poles, golf clubs, sickles, knives, hoes.</p>		<ul style="list-style-type: none"> ● Remove batteries and kerosene from appliances before disposal. ● Glass lids must be disposed of as Landfill garbage. ● Heat treated metal and cast metal items are included in this category. ● Knives and blades must be wrapped with paper before disposal. ● Objects that are mostly made of metal, and whose size are under 150 cm in diameter or length may be disposed of as Metals even if they are in the list of 77 designated Large-size garbage. 		
	<p>Crush Garbage</p>	<p>Electrical appliances</p> <p>Items made of mixed materials</p>	<p>Watches, vacuum cleaners, electrical fans, BS antennas, printers, word processors, portable sewing machines, lamps, electric rice cookers, umbrellas, belts, baby carriages/strollers, bags with metal parts, metal caps.</p>	<p>Place Crush Garbage and Metals separately from general garbage at disposal area.</p> <ul style="list-style-type: none"> ● "Items made of mixed materials" are those which contain burnable and non-burnable material. Ex: a belt (leather and metal), an umbrella (metal and plastic or cloth) etc. ● Remove fluorescent bulb from lamps. ● Remove batteries from appliances before disposal. ● If the internal part of the electric rice cooker is made of metal, the disposal of each part is on different days (the internal part goes with Metals and the external part goes as Crush garbage). ● Small rechargeable home appliances (with batteries that cannot be removed) fall under hazardous garbage. 		
	<p>EMPTY BOTTLES</p>	<p>Transparent /Clear</p>	<p>Brown</p>	<p>Black</p>	<p>Other colors</p>	<p>Food /drink and medicine bottles must be separated by color.</p> <ul style="list-style-type: none"> ● Rinse lightly with water and remove cap. ● All colored wine bottles are considered "Other colors". ● Cosmetics bottles must be disposed of as "Landfill Garbage". ● Take beer bottles (large, medium or small) and 1.8 liter bottles to collection shop. 
	<p>HAZARDOUS GARBAGE</p>	 <p>Fluorescent bulbs</p>	 <p>Light bulbs Miniature light bulbs</p>	 <p>Lighters Igniters</p>	 <p>Batteries Thermometers (and other items containing mercury)</p>	<p>At the disposal area, place hazardous garbage separated according to the categories on the left.</p> <ul style="list-style-type: none"> ● Fluorescent bulbs can break at the disposal area so please dispose of them in the original case. ● Button cell batteries and Nickel-Cadmium (NiCAD) batteries to be taken to recycle boxes in stores. When placing button cell batteries in the collection area, wrap them with tape or other means before disposal. 
	 <p>PET BOTTLES</p>	<p>All PET bottles used for drinks, alcohol or soy sauce.</p> <p>(Bags will get torn apart inside the machinery, so please do not put the above items in separate smaller bags).</p> 				<ul style="list-style-type: none"> ● Suitable items display the  mark. ● Rinse lightly and make sure to remove cap and labels. ● PET bottles which were used for craft work are considered General garbage. ● Place undamaged PET bottles in bags and dispose. ● Caps and labels must be disposed of as Plastic containers and packaging. 
	<p>LANDFILL GARBAGE</p>	<p>Glass, <u>nails, needles, razors</u>, make up containers, cups, teacups, vases, mirrors.</p>				<ul style="list-style-type: none"> ● Ensure nails or needles are not scattered. ● Wrap sheet glass in paper and insert into a strong bag marked "KIKEN" (dangerous). 