



<p>Garbage which cannot be put out for collection or which cannot be taken to garbage processing centers</p>	<p>HARL items: Refrigerators • freezers, washing machines, televisions, air conditioners, electric (clothes) dryer</p>	<ul style="list-style-type: none"> ● Items which fall under the Household Appliance Recycling Law (HARL) → contact the store where the goods were purchased. ● For collection of personal computers, contact the manufacturer. ● For disposal of two-wheeled motor vehicles (including mopeds), contact the seller. ● Request collection of tires, fire extinguishers and batteries from the store of purchase ● Please ensure branches and logs are under 10 cm in diameter and no longer than 50 cm in length for disposal. ● Contact your local hospital or pharmacy for medical waste collection.
	<p>Two-wheeled motor vehicles (including mopeds), computers (including laptops and/or just the screen)</p>	
	<p>Tires, fire extinguishers, batteries, gas canisters, oil heaters,</p>	
	<p>Containers with contents still included (cans, bottles, PET bottles), agricultural chemical bottles,</p>	
<p>Garbage which cannot be put out for collection.</p>	<p>Tatami mats, wood chips, roof tiles, etc. from house remodelings Branches or logs that are bigger than 10 cm in diameter and longer than 50 cm in length.</p>	<ul style="list-style-type: none"> ● Take them to Ecology Park. Please make inquiries beforehand. ● Request collection of the designated large-size garbage or take it to Ecology Park.
	<p>Medical waste, such as syringes (tubes or needles).</p>	
<p>Garbage which cannot be put out for collection.</p>	<p>The 83 items designated as Large-size garbage, items whose diameter or larger size are above 3 m, garbage from moving, one-time large scale garbage, Electone (organ), Piano.</p>	<ul style="list-style-type: none"> ● Take general commercial waste to Ecology Park, or request collection by a collection firm, using designated commercial garbage bags. For Inquiries about Commercial Waste, please contact the Ecology Promotion Division
	<p>All commercial garbage</p>	

We enjoy eco!!

Objectives: To reduce 50% the amount of waste Recycling 33%

Please check the Komatsu City homepage for details.

Please deposit garbage by 8:30 am on the day and Place of collection.
(Please ask the neighborhood association for information about your place of disposal).

- * You cannot dispose of garbage in other districts.
- * Collection vehicles differ depending on the type of garbage.
- * Garbage disposal is not allowed after the designated time.
- * No collection on the following days:
 - general garbage: 1-3 Jan
 - plastic containers and packaging: 1-3Jan

Must be disposed of in specific bags

Collection days in your town

Weekly

Mon and **Thu**


Use transparent or semi-transparent bags (45L or less in size)

Thu

Types of garbage collected by Komatsu City


BURNABLE GARBAGE (GENERAL GARBAGE)

- Organic waste**: Cooking waste, food leftovers, tea leaves, shells, used cooking oil, Ice pack (gel pack), Silica Gel Pack, cigarette ash, fireworks, disposable chopsticks,
- Non-recyclable wastepaper**: vacuum machine waste, paper diapers, tissue paper,
- Clothing or cloth products**: paper cups, photographs, soap boxes, oil paper,
- Plastic products**: thermal paper(receipt), sake packs, polystyrene,
- plastic products (PVC)**: all clothing, shoes, curtain (cut in half), records, CDs,
- Rubber or leather products**: video tapes, toothbrushes, rain coats/ponchos,
- Wooden garbage or products**: rubber gloves, grass, leaves, wooden garbage, garden waste.



PLASTIC CONTAINERS AND PACKAGING

Sweet wrappers, food bags, kitchen detergent or shampoo containers, strawberry or egg packs, cup noodle containers, trays, fruit protective packaging, plastic lids, PET bottle labels and caps, fruit netting.

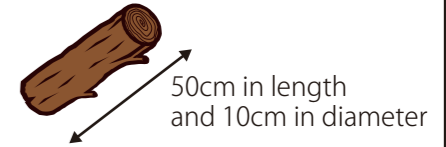


(Bags will be torn apart inside the machinery, so please do not put the above items in separate smaller bags)

Disposal warnings

- Drain excess water from kitchen waste.
- Soak up used cooking oil in waste paper or cloth.
- Notes, memos and (paper) sweet boxes that are bigger than a visit card can be recycled. Put them between the pages of a magazine or leaflet before disposal.
- Remove earth from grass before disposal.
- Remove waste from paper diapers.
- For clothing disposal, place up to 2 bags at the collection point.
- Cut cord-shaped garbage down to 1m.

Wooden garbage and garden waste are limited to 50cm in length and 10cm in diameter. A maximum of 2 bags can be taken to the disposal area.



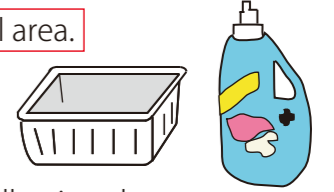
50cm in length and 10cm in diameter

Collection from 10:00 am to 12:00

- Dispose of agricultural waste (stalks, leaves, vines, seeds) in the rice fields.
- As for clothing, there is a collection site at each paper recycling station (please refer to the blue box on the lower right side of this page).
- We ask for your cooperation in recycling cooking oil.
 - *The second Sunday of every month at Minami-shisho (Minowa-machi ha 84-2)
 - *The third Sunday of every month at Recycling Plaza (Mukaimotoori-machi he 88)
 - *Furugami recycle station (Ashida machi 2-7-1. From Mon. to Sat., from 8:30 to 16:30)
 - **Check other recycling sites in your town

Place **Plastic containers and packaging** separately from **General garbage** at disposal area.

- Suitable items display the ♻️ mark.
- Please remove the cap from all containers.
- Clean items only.
- Make sure all items are completely dry before disposal.
- Plastic tube containers which are hard to clean (ketchup, mayonnaise, toothpaste, hair dye) and food wrappers go with the general garbage.
- White trays to go to collection shops.



Use transparent or semi-transparent bags (45L or less in size)

<p style="text-align: center;">Weekly Fri</p> <p>• Collection days are shown on separate calendar</p> <p>They are separated by color based on the type of garbage</p> <p>• Disposal area may vary according to the type of garbage.</p>	WASTE PAPER	News papers	Corrugated cardboard	Milk Cartons	Magazines, flyers, books, envelopes, wrapping paper, cardboard boxes	<p style="border: 1px solid red; padding: 2px;">Tie each type of paper with string. Separate paper by type at disposal area.</p> <ul style="list-style-type: none"> ● Remove flyers from newspapers. ● Milk cartons should be washed, dried, cut opened, then tied with a string. ● Magazines, flyers and cardboard boxes should be tied up with a string. ● Papers larger than Business Card size shall be recycled with paper waste. <p style="text-align: right;">● Newspapers should be tied up and not put in bags.</p>
	CANS	Drink cans, food cans, oil cans, spray cans (stab a hole in it), pans, aluminium containers (for udon noodles).				<p>(Bags will get torn apart inside the machinery, so please do not put the above items in separate smaller bags).</p> <ul style="list-style-type: none"> ● Maximum size: 2 liters (ex: powdered milk can). Cans that are above this size must be disposed of as Metals. ● Empty all packaging and rinse all cans with water. ● Exhaust all spray cans or tabletop cassette-style gas canisters in a well-ventilated place and puncture a hole in the side.
	METALS	Pans, kettles, frying pans, hot plates, toasters, ovens, gas rice cookers, fan heaters, oil heaters, gas cookers, antennas, ski poles, golf clubs, sickles, knives, hoes, shovels.				<ul style="list-style-type: none"> ● Remove batteries and kerosene from appliances before disposal. ● Glass lids must be disposed of as Landfill garbage. ● Heat treated metal and cast metal items are included in this category. ● Knives and blades must be wrapped with paper before disposal. ● Objects that are mostly made of metal, and whose size are under 150 cm in diameter or length may be disposed of as Metals even if they are in the list of 77 designated Large-size garbage.
	Crush Garbage	Electrical appliances Items made of mixed materials	Watches, vacuum cleaners, electrical fans, BS antennas, printers, word processors, portable sewing machines, lamps, electric rice cookers, umbrellas, belts, baby carriages/strollers, bags with metal parts, <u>metal caps.</u>			<p style="border: 1px solid red; padding: 2px;">Place Crush Garbage and Metals separately from general garbage at disposal area.</p> <ul style="list-style-type: none"> ● "Items made of mixed materials" are those which contain burnable and non-burnable material. Ex: a belt (leather and metal), an umbrella (metal and plastic or cloth) etc. ● Remove fluorescent bulb from lamps. ● Remove batteries from appliances before disposal. ● If the internal part of the electric rice cooker is made of metal, the disposal of each part is on different days (the internal part goes with Metals and the external part goes as Crush garbage).
	EMPTY BOTTLES	Transparent /Clear	Brown	Black	Other colors	<p style="border: 1px solid red; padding: 2px;">Food /drink and medicine bottles must be separated by color.</p> <ul style="list-style-type: none"> ● Rinse lightly with water and remove cap. ● All colored wine bottles are considered "Other colors". ● Cosmetics bottles must be disposed of as "Landfill Garbage". ● Take beer bottles (large, medium or small) and 1.8 liter bottles to collection shop.
	HAZARDOUS GARBAGE	Fluorescent bulbs	Light bulbs Miniature light bulbs	Lighters Igniters	Batteries Thermometers (and other items containing mercury)	<p style="border: 1px solid red; padding: 2px;">At the disposal area, place hazardous garbage separated according to the categories on the left.</p> <ul style="list-style-type: none"> ● Fluorescent bulbs can break at the disposal area so please dispose of them in the original case. ● Button cell batteries and Nickel-Cadmium (NiCAD) batteries to be taken to recycle boxes in stores.
	PET BOTTLES	All PET bottles used for drinks, alcohol or soy sauce.				<p>(Bags will get torn apart inside the machinery, so please do not put the above items in separate smaller bags).</p> <ul style="list-style-type: none"> ● Suitable items display the mark. ● Rinse lightly and make sure to remove cap and labels. ● PET bottles which were used for craft work are considered General garbage. ● Place undamaged PET bottles in bags and dispose. ● Caps and labels must be disposed of as Plastic containers and packaging.
	LANDFILL GARBAGE	Glass, <u>nails, needles, razors, make up containers, cups, teacups, vases, mirrors.</u>				<ul style="list-style-type: none"> ● Ensure nails or needles are not scattered. ● Wrap sheet glass in paper and insert into a strong bag marked "KIKEN" (dangerous).

LARGE-SIZE GARBAGE

(83 designated items)

Collection day in your town:

Fri

How to request collection of Large-size garbage:

At least one week before the collection:

- Call Ecology Park to make an appointment.
Give the following information:
 - Type of item that will be disposed
 - Size
 - Your name, address and telephone number
 - Place where you will leave the item (must be in front of your house)
- Purchase a Voucher for Large-size garbage collection (Oogata gomi shori ken).
- Fill out the voucher (date of collection, name, reservation number).
Attach it on the item to be collected.

Please call us first



Ecology Park: tel 0761-41-1600
Mon-Sat [Except National Holidays, Obon (8/15 ~ 8/16), End-Year (12/29 ~ 1/3)]
From 8:30 to 17:00

Voucher



On the day of collection:

- Place the item to be collected in front of your house.
- Ecology Park workers will collect your garbage. *You do not need to be present at the time of collection. Garbage will be collected in the morning.

***If you take the garbage directly to the Ecology Park, please verify the fees on the table on the bottom-right (Large-sized garbage tickets are not needed).**

- Reservation must be made at least 7 days prior to collection.
- Items that are under 50 cm in diameter or length can be disposed of at your community disposal area even if they are listed in the 83 items designated as Large-size garbage.
- Metal objects or items whose parts are mostly made of metal can be disposed of as Metals if they are under 150 cm in diameter or length.
- Except for the articles marked in red, items that fit into a 45L garbage bag can be disposed of at your community disposal area according to the appropriate category.
- Waste from offices and renovations is not eligible.
- The following items cannot be disposed of at the collection area even when they are under 50 cm in diameter or length: dehumidifiers, microwave ovens, bicycles, tatami mats and household fireproof safes.**

Recycle Station

Accepted items: newspapers, magazines, cardboard, milk cartons, old clothes

【Service Center Ashida】
Komatsu-shi, Ashida-machi 2-7-1
Opening hours: Mon-Sat 8:30~16:30
Closed: 3~16 Aug, 29 Dec~3 Jan

【Komatsu San Abilities】
Komatsu-shi, Futsu-machi, Nenbutsu Ke 2-7
Opening hours: Mon-Sat 9:00~17:00
Closed: Monday if it is a holiday, 3~16 Aug, 29 Dec~3 Jan

【Shoyo Gymnasium Carpark】
Komatsu-shi, Dairyyo-machi, Na 66
Opening hours: Mon-Sat 9:00~17:00
Closed: 3~16 Aug, 29 Dec~3 Jan

【Kokufu Gymnasium Carpark】
Komatsu-shi, Koda-machi, Nu 18
Opening hours: Weekdays 9:00~16:00, Weekends 9:00~12:00
Closed: Mondays, public holidays, 3~16 Aug, 29 Dec~3 Jan



List of the 83 items designated as Large-size garbage

Furniture and Bedroom Items	1 Dresser	21 Kimono chest	40 Surfboard	58 Wheelbarrow
	2 Cupboard	22 Sofa	41 Skis	59 Wheelchair
	3 Cabinet	23 Bed	42 Snowboard	60 Window frame
	4 Shelving unit	24 Crib	43 Ski rack	61 Shōji (sliding door)
	5 Bookshelf	25 Sofa bed	44 Trampoline	62 Fusuma (sliding door)
	6 Shoe rack	26 Mattress	45 Ping-pong table	63 Door
	7 Entertainment center	27 Futon	46 Basketball hoop	64 Tatami mat
	8 TV stand	28 Blanket	47 Swing	65 Accordion (folding) sliding door
	9 CD stand	29 Thin tatami mats	48 Slide	66 Blinds
	10 Plywood shelf	30 Carpet/Rug	49 Fitness machine	67 Plywood
11 Drawers		50 Cargo box (for vehicles)	68 Roof sheets	
12 Table		51 Suitcase	69 Reed blinds	
13 Tea/dessert cart or wheeled cart		52 Cooler (cool box)	70 Ladder	
14 Desk		53 Aquarium	71 Laundry pole	
15 Coffee table		54 Dog house	72 Laundry pole stand	
16 Chair		55 Bicycle	73 Household fireproof safe	
17 Folding screen		56 Loom	74 Rice mortar	
18 Mirror stand		57 Sewing machine	75 Snow shovel	
19 Locker			76 Rake	
20 Portable hanging rack				
	Electrical appliances			
	31 Window fan			
	32 Dehumidifier			
	33 Microwave oven			
	34 Kotatsu			
	35 Electric carpet			
	36 Karaoke machine			
	37 Keyboard (instrument)			
	38 Organ			
	39 Massage chair			
		Sports Fitness and Leisure Items		
		77 Portable toilets		
		78 Baby baths		
			Plastic products	
			79 Rubbish bins	
			80 Pickle containers	
				Others
				81 Compost
				82 Bathtub covers
				83 Bathtubs

Ecology Park Komatsu garbage processing center

Separate garbage before disposal

WORKING HOURS: Mon-Sat and public holidays

Business hours 8:30-16:30 (disposal fee required)

CLOSED: on Sundays, 15 & 16 Aug, 31 Dec to 3 Jan

Regulations for disposal at garbage processing center:

- * Ecology Park will not accept garbage not processed by the city
- * In cases with one-time large size garbage such as moving house, you cannot take the garbage to the disposal area so please consult with the garbage processing center.

Processing fee: 102 yen for every 10kg (rounded down to the nearest 100 yen denomination)
*items with springs incur a surcharge of 500 yen per item

- * For disposal of dead animals, please also consult with the garbage processing center.
- * Do not use cardboard boxes as waste containers or litter bins.

* No collection on the following days:

- general garbage: 1-3 Jan and Sundays
- plastic containers and packaging: 1-3 Jan and Sundays

Collection days in your town	2020									2021		
	April	May	June	July	August	September	October	November	December	January	February	March
WASTE PAPER CANS	3	1	5	3	7	4	2	6	4	8	5	5
METALS	10	8	12	10	14	11	9	13	11	15	12	12
Crush Garbage	10	8	12	10	14	11	9	13	11	15	12	12
EMPTY BOTTLES	17	15	19	17	21	18	16	20	18	-	19	19
HAZARDOUS GARBAGE	17	15	19	17	21	18	16	20	18	-	19	19
PET BOTTLES	24	22	26	24	28	25	23	27	25	29	26	26
LANDFILL GARBAGE	24	22	26	24	28	25	23	27	25	29	26	26

For further information: Ecology Park Komatsu (Garbage Processing Center): Tel. 41-1600

Ecology Promotion Division: Tel 24-8069, Komatsu City Hall (in English): Tel 24-8231